


MIC 600W LED FLOOD LIGHT

LIGHT THE WORLD



ITEM No.: MFL-R600-1

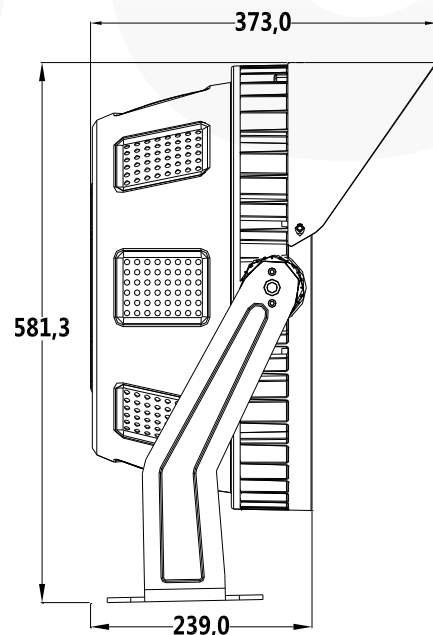
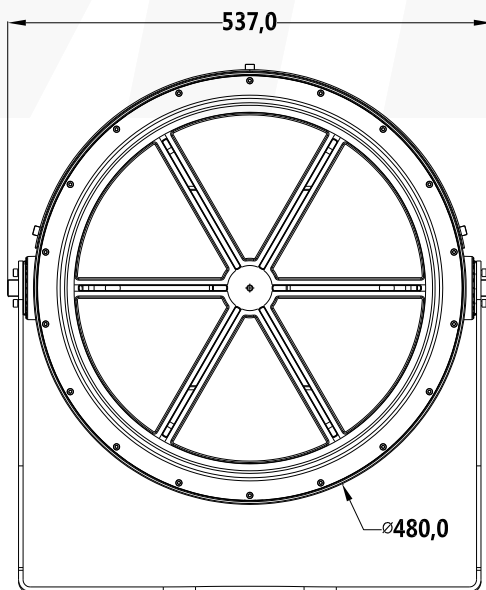
Electrical Specifications

- **Led Power** 600w
- **IP Grade** IP66
- **IK** IK08
- **Input Voltage** AC85-300V&AC180-528V
- **Operating Temperature** -35°C to +50°C
- **Driver Brand** Meanwell driver 
- **Power Factor (PF)** >0.95
- **Driver Efficiency** >92%
- **Certification** CE,ROHS,TUV,FCC,ETL,IECEE,CB

Photometric & Packing Specifications

- **Led Lamp** SMD 5050 
- **Led Quantity** 408pcs LEDs
- **Lumen Output** >90000LM
- **Light Efficient** 150lm/w
- **Beam angle** 30/60/90°
- **Life span** >50000 hours
- **Guarantee** 5 years 
- **CCT** 2700k~6500k
- **CRI** >80
- **Reflector** With Anti-glare roof
- **NW/GW** 17kg/19kg
- **Product size** L583.1*W537*H373mm
- **Carton size** 550*550*320mm, 1pcs/CTN

Product size

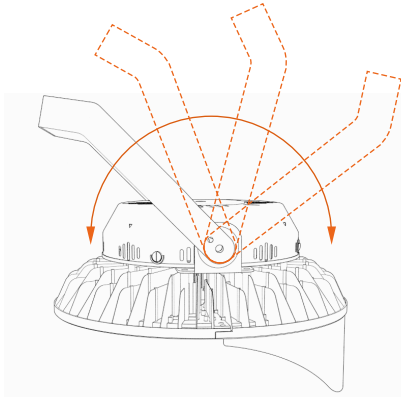


Production Introduction

MIC R-1 series led flood light use high quality SMD5050 LED chip and Taiwan Meanwell UL Driver. Adopts integrated die-casting aluminum housing design, with excellent dissipation performance. This product is widely used for golf course, stadium, square, building docks, workshop etc.

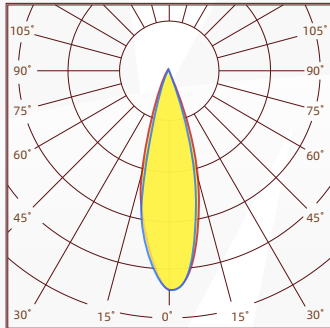
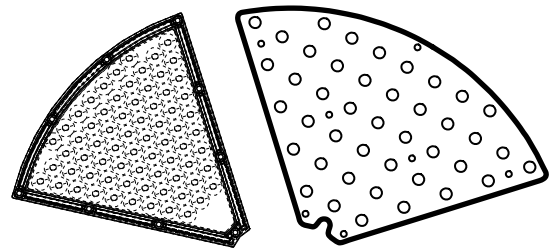
Bracket 180° adjustable

Mounting Bracket is 180° adjustable, easy for installation.

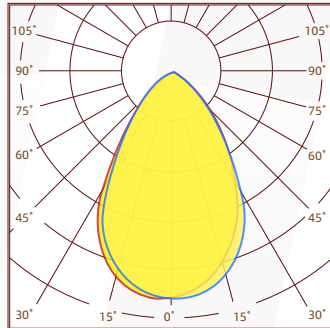


Lens optional

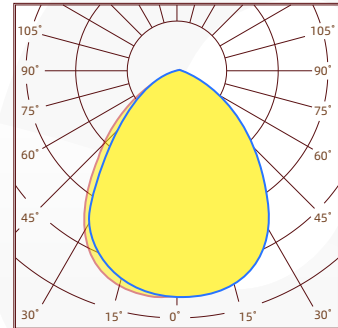
Beam angle: 30°/60°/90°



30°



60°



90°

Warning

1. Please hire qualified person or professional installation company to install the light.
2. Please check the local voltage range is correspond with the working voltage of the light before installation.
3. Examine product carefully after open the carton. If it's damaged, please contact us.
4. Make sure the power supply has been cut off before maintenance or installation the lamp. After confirm the power cord is properly installed, the power can be turn on.
5. Make sure there is a good ventilation environment around the lamp. Keep the light out of fire, electrical shock or vibration.