


MIC 300W LED FLOOD LIGHT

LIGHT THE WORLD





ITEM No.: MFL-S300

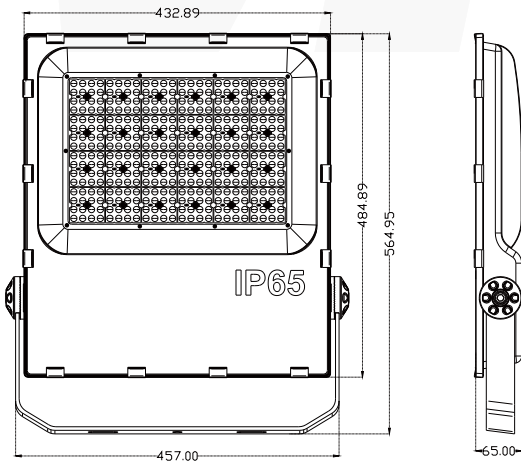
Electrical Specifications

- **Led Power** 300w
- **IP Grade** IP65
- **IK** IK08
- **Input Voltage** AC85-300V(50-60Hz)
- **Operating Temperature** -40°C to +50°C
- **Driver Brand** UL driver 
- **Power Factor (PF)** >0.95
- **Driver Efficiency** >92%
- **Certification** CE,ROHS,TUV,FCC,SAA,ETL/DLC

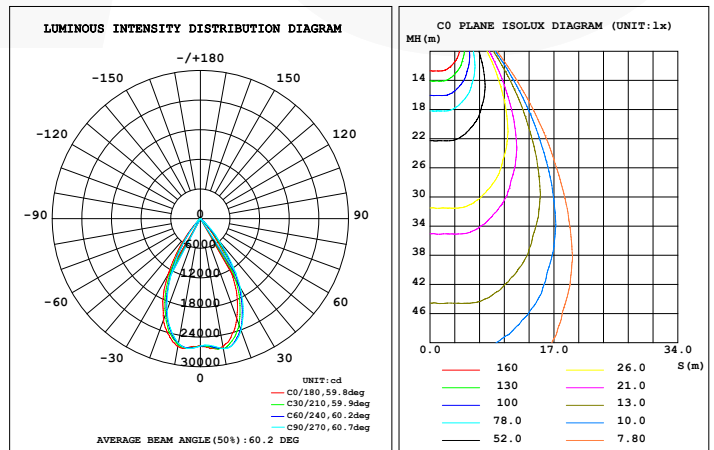
Photometric & Packing Specifications

- **Led Lamp** SMD 3030 
- **Lumen Output** >39000LM
- **Light Efficient** 130lm/w
- **Life span** >50000 hours
- **symmetrical** 30°, 60°, 90°, 120°
- **Dissymmetrical** Type1- 140°*70°, Type2- 70°*150°, Type3- 150°*80°, Type4- 50°*140°, Type5- 140°*140°
- **Guarantee** 6 years 
- **CRI** >80
- **CCT** 2700k~6500k
- **Material** Aluminum+Tempered glass
- **Weight** 9kg
- **Product size** 457*565*65mm
- **Carton size** 620*515*135mm, 1pcs/CTN

Product size



Spectrum (60°)



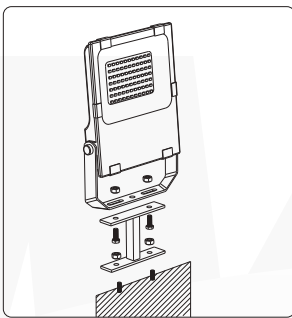
Production Introduction

Slim LED Flood light use high quality SMD3030 LED CHIP and Taiwan Meanwell UL Driver(AC85-300V). With unique Die-cast aluminum heat sink and tempered glass, the light is ideal product for car parking area, street area and similar applications.

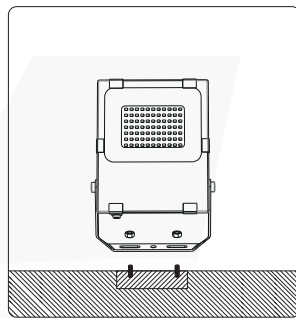
Warning

1. Please read the manual carefully before installation.
2. Please hire qualified person or professional installation company to install the light.
3. Please check the local voltage range is correspond with the working voltage of the light before installation.
4. Examine product carefully after open the carton. If it's damaged, please contact us.
5. Make sure the power supply has been cut off before maintenance or installation the lamp. After confirm the power cord is properly installed, the power can be turn on.
6. Make sure there is a good ventilation environment around the lamp. Keep the light out of fire, electrical shock or vibration.

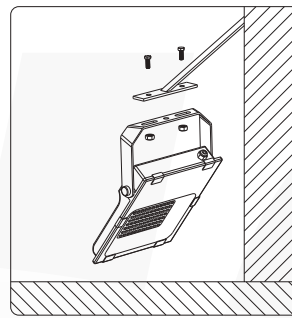
Installation Instruction for 85-300V



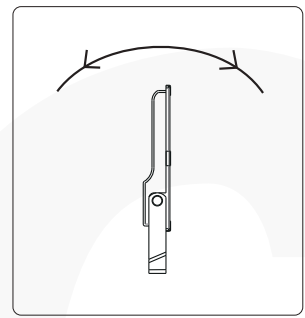
1. Install the lamp by the stand on the ground



2. Install lamp directly



3. Hang the lamp by the stand



4. The angle of the lamp is adjustable

Application

Widely used in workshop, warehouse, highway toll station, supermarket, exhibition building, gymnasium...etc...

Beam angle

8 different beam angle for option

Package Including

1. One pc Slim LED Flood Light
2. One pc Slim LED Flood Light User Manual

