


MIC 1500W LED FLOOD LIGHT

LIGHT THE WORLD



ITEM No.: MFL-A1500

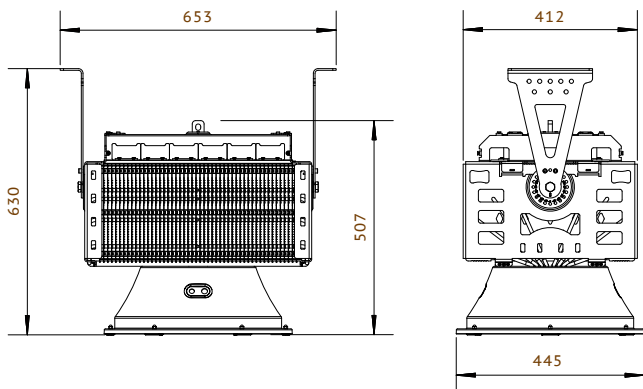
Electrical Specifications

- **Led Power** 1500w
- **IP Grade** IP65
- **Input Voltage** AC85-300V&AC180-528V
- **Operating Temperature** -40°C to +50°C
- **Driver Brand** Meanwell driver 
- **Power Factor (PF)** >0.95
- **Driver Efficiency** >92%
- **Certification** CE,ROHS,TUV,FCC,ETL/DLC

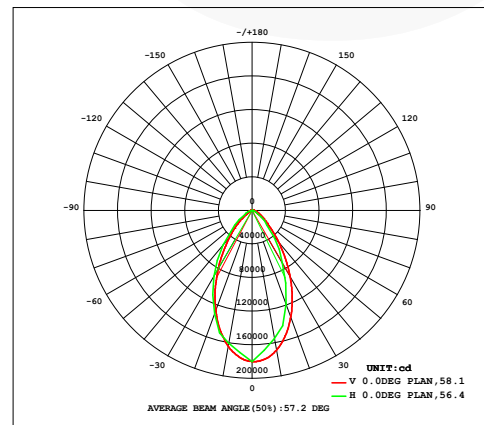
Photometric & Packing Specifications

- **Led Lamp** SMD 3030 
- **Led Quantity** 1248pcs LEDs
- **Lumen Output** >195000LM
- **Light Efficient** 130lm/w
- **Beam angle** 45/60°
- **Life span** >50000 hours
- **Guarantee** 5 years 
- **CCT** 2700k~6500k
- **CRI** >80
- **Weight** 36kg
- **Product size** L445*W653*H507mm
- **Carton size** 720*550*570mm, 1pcs/CTN

Product size



Spectrum

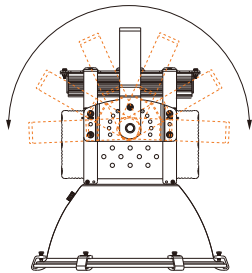


Production Introduction

MIC A series led flood light use high quality SMD3030 LED chip and Taiwan Meanwell UL Driver. With aluminum heat fin design + copper heat pipes, the best heat dissipation performance on the market. This product is widely used for golf course, stadium, square, building docks, workshop etc.

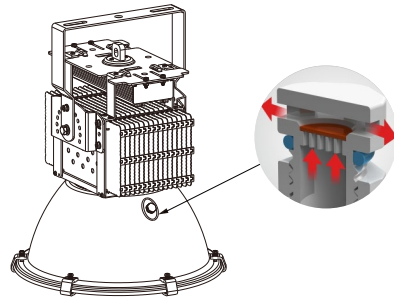
Bracket Angle 216°

Mounting Bracket is with 13 adjustable point, 216° adjustable, installation angle can be adjusted freely.



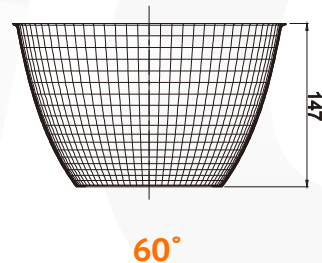
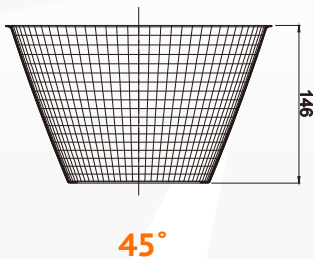
Respirator design

Waterproof design, eliminating mist, avoiding condensation, improving quality, extending the life span.



Reflector reflection rate is up to 92%

The Angle of the reflective 45°, 60°, reflection rate is up to 92%.



Warning

1. Please read the manual carefully before installation.
2. Please hire qualified person or professional installation company to install the light.
3. Please check the local voltage range is correspond with the working voltage of the light before installation.
4. Examine product carefully after open the carton. If it's damaged, please contact us.
5. Make sure the power supply has been cut off before maintenance or installation the lamp. After confirm the power cord is properly installed, the power can be turn on.
6. Make sure there is a good ventilation environment around the lamp. Keep the light out of fire, electrical shock or vibration.